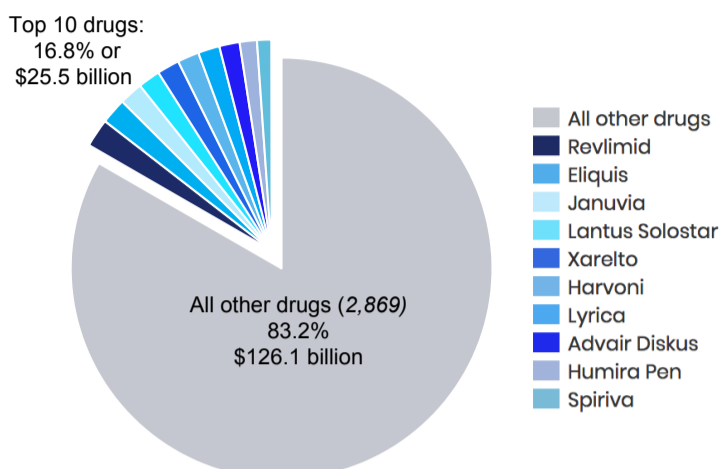


PATIENTS FOR AFFORDABLE DRUGS

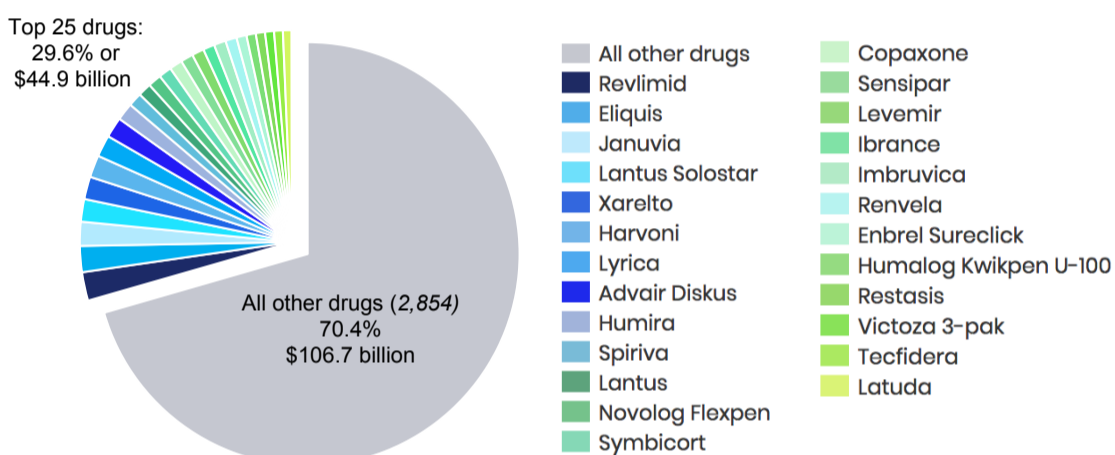
2,879 Medicare Part D Drugs Total \$151 Billion in Spending

P4AD Analysis of 2017 Medicare Part D Spending

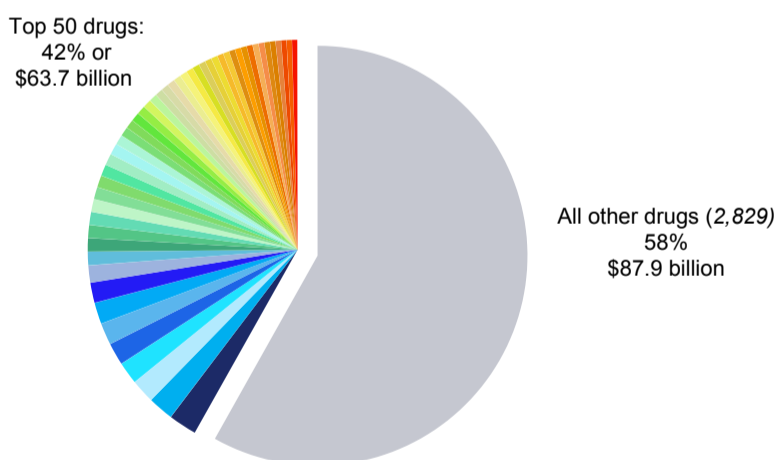
Top 10 Drugs out of 2,879 0.3% of drugs account for 16.8% of spending



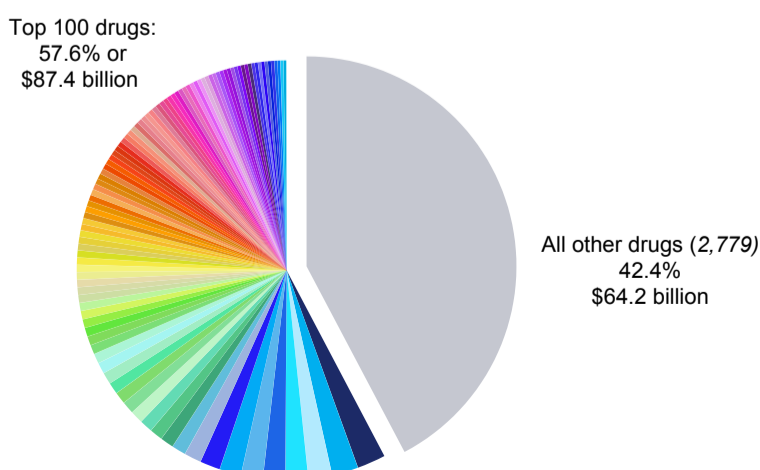
Top 25 Drugs out of 2,879 0.8% of drugs account for 29.6% of spending



Top 50 Drugs out of 2,879 1.7% of drugs account for 42% of spending



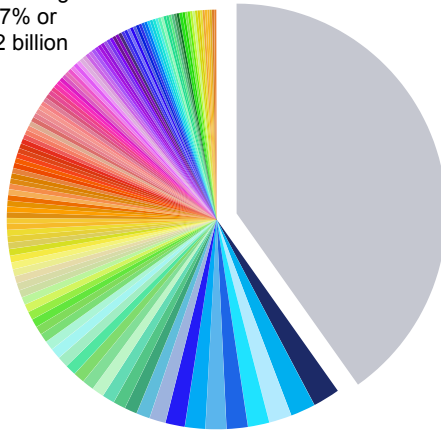
Top 100 Drugs out of 2,879 3.4% of drugs account for 57.6% of spending



PATIENTS FOR AFFORDABLE DRUGS

Top 125 Drugs out of 2,879 4.3% of drugs account for 62.7% of spending

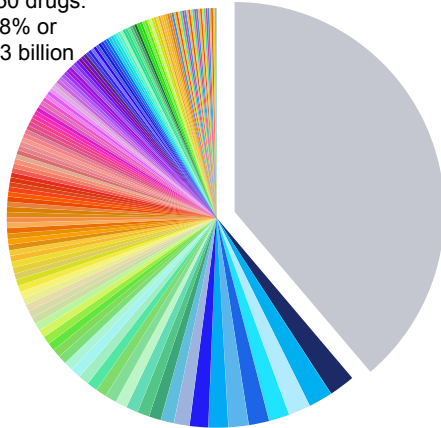
Top 125 drugs:
62.7% or
\$95.2 billion



All other drugs (2,754)
37.3%
\$56.4 billion

Top 150 Drugs out of 2,879 5.2% of drugs account for 66.8% of spending

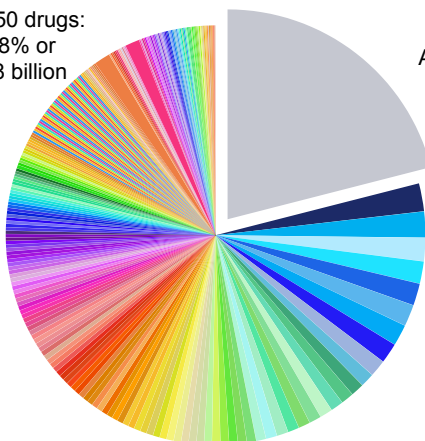
Top 150 drugs:
66.8% or
\$101.3 billion



All other drugs (2,729)
33.2%
\$50.2 billion

Top 250 Drugs out of 2,879 8.6% of drugs account for 77.8% of spending

Top 250 drugs:
77.8% or
\$118 billion



All other drugs (2,629)
22.2%
\$33.5 billion

2017 Part D Spending (Top 10 Drugs)

	Drug Name	Total Spending on Drug	Average Spending Per Beneficiary	Manufacturer
1	Revlimid	\$3,312,773,264	\$88,437	Celgene
2	Eliquis	\$3,076,266,439	\$2,692	Bristol-Myers Squibb
3	Januvia	\$2,786,062,255	\$3,118	Merck
4	Lantus Solostar	\$2,631,724,728	\$2,366	Sanofi-Aventis
5	Xarelto	\$2,611,721,793	\$2,741	Janssen
6	Harvoni	\$2,555,839,934	\$78,891	Gilead
7	Lyrica	\$2,517,073,735	\$2,872	Pfizer
8	Advair Diskus	\$2,374,829,262	\$2,091	Glaxosmithkline
9	Humira Pen	\$2,015,734,946	\$38,888	Abbvie
10	Spiriva	\$1,662,019,570	\$2,315	Boehringer
Total of Top 10 Drugs		\$25,544,045,926		
Total 2017 Part D Spending		\$151,648,386,124		
Top 10 Share of Total: 16.8%		0.1684		

2017 Part D Spending (Top 25 Drugs)

	Drug Name	Total Spending on Drug	Average Spending Per Beneficiary	Manufacturer
1	Revlimid	\$3,312,773,264	\$88,437	Celgene
2	Eliquis	\$3,076,266,439	\$2,692	Bristol-Myers Squibb
3	Januvia	\$2,786,062,255	\$3,118	Merck
4	Lantus Solostar	\$2,631,724,728	\$2,366	Sanofi-Aventis
5	Xarelto	\$2,611,721,793	\$2,741	Janssen
6	Harvoni	\$2,555,839,934	\$78,891	Gilead
7	Lyrica	\$2,517,073,735	\$2,872	Pfizer
8	Advair Diskus	\$2,374,829,262	\$2,091	Glaxosmithkline
9	Humira Pen	\$2,015,734,946	\$38,888	Abbvie
10	Spiriva	\$1,662,019,570	\$2,315	Boehringer Ing.
11	Lantus	\$1,553,906,987	\$2,528	Sanofi-Aventis
12	Novolog Flexpen	\$1,533,124,007	\$2,804	Novo Nordisk
13	Symbicort	\$1,510,965,216	\$1,517	Astrazencea
14	Copaxone	\$1,499,493,336	\$57,296	Teva
15	Sensipar	\$1,436,678,980	\$9,302	Amgen
16	Levemir Flextouch	\$1,404,127,510	\$2,757	Novo Nordisk
17	Ibrance	\$1,399,517,851	\$68,466	Pfizer
18	Imbruvica	\$1,368,727,295	\$73,022	Pharmacylics
19	Renvela	\$1,316,266,396	\$7,156	Genzyme
20	Enbrel Sureclick	\$1,157,839,006	\$36,177	Amgen
21	Humalog Kwipen U-100	\$1,090,043,555	\$2,628	Eli Lilly & Co.
22	Restasis	\$1,049,441,691	\$1,856	Allergan Inc.
23	Victoza 3-Pak	\$1,031,526,061	\$4,799	Novo Nordisk
24	Tecfidera	\$1,024,106,779	\$60,047	Biogen
25	Latuda	\$991,725,695	\$8,866	Sunovion Pharma
Total of Top 25 Drugs		\$44,911,536,290		
Total 2017 Part D Spending		\$151,648,386,124		
Top 25 Share of Total: 29.6%		0.2962		

2017 Part D Spending (Top 50 Drugs)

	Drug Name	Total Spending on Drug	Average Spending Per Beneficiary	Manufacturer
1	Revlimid	\$3,312,773,264	\$88,437	Celgene
2	Eliquis	\$3,076,266,439	\$2,692	Bristol-Myers Squibb
3	Januvia	\$2,786,062,255	\$3,118	Merck
4	Lantus Solostar	\$2,631,724,728	\$2,366	Sanofi-Aventis
5	Xarelto	\$2,611,721,793	\$2,741	Janssen
6	Harvoni	\$2,555,839,934	\$78,891	Gilead
7	Lyrica	\$2,517,073,735	\$2,872	Pfizer
8	Advair Diskus	\$2,374,829,262	\$2,091	Glaxosmithkline
9	Humira Pen	\$2,015,734,946	\$38,888	Abbvie
10	Spiriva	\$1,662,019,570	\$2,315	Boehringer Ing.
11	Lantus	\$1,553,906,987	\$2,528	Sanofi-Aventis
12	Novolog Flexpen	\$1,533,124,007	\$2,804	Novo Nordisk
13	Symbicort	\$1,510,965,216	\$1,517	Astrazencea
14	Copaxone	\$1,499,493,336	\$57,296	Teva Neuroscien
15	Sensipar	\$1,436,678,980	\$9,302	Amgen
16	Levemir Flextouch	\$1,404,127,510	\$2,757	Novo Nordisk
17	Ibrance	\$1,399,517,851	\$68,466	Pfizer
18	Imbruvica	\$1,368,727,295	\$73,022	Pharmacylics
19	Renvela	\$1,316,266,396	\$7,156	Genzyme
20	Enbrel Sureclick	\$1,157,839,006	\$36,177	Amgen
21	Humalog Kwikpen U-100	\$1,090,043,555	\$2,628	Eli Lilly & Co.
22	Restasis	\$1,049,441,691	\$1,856	Allergan
23	Victoza 3-Pak	\$1,031,526,061	\$4,799	Novo Nordisk
24	Tecfidera	\$1,024,106,779	\$60,047	Biogen
25	Latuda	\$991,725,695	\$8,866	Sunovion Pharma
26	Epclusa	\$941,351,453	\$66,891	Gilead
27	Invega Sustenna	\$903,805,969	\$15,553	Janssen
28	Namenda XR	\$891,219,894	\$3,143	Forest/Allergan
29	Zytiga	\$877,587,633	\$50,719	Janssen
30	Tradjenta	\$876,129,957	\$2,897	Boehringer Ing.
31	Xtandi	\$854,552,284	\$54,000	Astellas Pharma
32	Levothyroxine Sodium	\$836,125,143	\$114	Multiple
33	Breo Ellipta	\$812,599,446	\$1,520	Glaxosmithkline
34	Myrbetriq	\$787,303,712	\$1,992	Astellas Pharma
35	Oxycontin	\$779,860,254	\$4,040	Purdue Pharma L
36	Atorvastatin Calcium	\$771,312,400	\$73	Multiple
37	Jakafi	\$724,218,817	\$91,813	Incyte Corporat
38	Invokana	\$717,362,001	\$3,088	Janssen
39	Novolog	\$702,066,516	\$2,459	Novo Nordisk

2017 Part D Spending (Top 50 Drugs)

	Drug Name	Total Spending on Drug	Average Spending Per Beneficiary	Manufacturer
40	Trulicity	\$699,368,134	\$4,333	Eli Lilly & Co.
41	Vesicare	\$697,062,486	\$2,178	Astellas Pharma
42	Zetia	\$696,202,115	\$1,712	Merck
43	Genvoya	\$689,941,011	\$24,097	Gilead
44	H.P. Acthar	\$680,958,459	\$239,690	Questcor
45	Metoprolol Succinate	\$656,607,708	\$145	Multiple
46	Triumeq	\$650,941,450	\$23,618	Viiv Healthcare
47	Pradaxa	\$644,994,481	\$2,790	Boehringer Ing.
48	Pomalyst	\$639,636,457	\$83,027	Celgene
49	Letairis	\$627,508,263	\$81,063	Gilead
50	Aripiprazole	\$624,240,108	\$1,436	Otsuka America
Total of Top 50 Drugs		\$63,694,492,442		
Total 2017 Part D Spending		\$151,648,386,124		
Top 50 Share of Total: 42%		0.4200		

2017 Part D Spending (Top 100 Drugs)

	Drug Name	Total Spending on Drug	Average Spending Per Beneficiary	Manufacturer
1	Revlimid	\$3,312,773,264	\$88,437	Celgene
2	Eliquis	\$3,076,266,439	\$2,692	Bristol-Myers Squibb
3	Januvia	\$2,786,062,255	\$3,118	Merck
4	Lantus Solostar	\$2,631,724,728	\$2,366	Sanofi-Aventis
5	Xarelto	\$2,611,721,793	\$2,741	Janssen
6	Harvoni	\$2,555,839,934	\$78,891	Gilead
7	Lyrica	\$2,517,073,735	\$2,872	Pfizer
8	Advair Diskus	\$2,374,829,262	\$2,091	Glaxosmithkline
9	Humira Pen	\$2,015,734,946	\$38,888	Abbvie
10	Spiriva	\$1,662,019,570	\$2,315	Boehringer Ing.
11	Lantus	\$1,553,906,987	\$2,528	Sanofi-Aventis
12	Novolog Flexpen	\$1,533,124,007	\$2,804	Novo Nordisk
13	Symbicort	\$1,510,965,216	\$1,517	Astrazencea
14	Copaxone	\$1,499,493,336	\$57,296	Teva Neuroscien
15	Sensipar	\$1,436,678,980	\$9,302	Amgen
16	Levemir Flextouch	\$1,404,127,510	\$2,757	Novo Nordisk
17	Ibrance	\$1,399,517,851	\$68,466	Pfizer
18	Imbruvica	\$1,368,727,295	\$73,022	Pharmacylics
19	Renvela	\$1,316,266,396	\$7,156	Genzyme
20	Enbrel Sureclick	\$1,157,839,006	\$36,177	Amgen
21	Humalog Kwikpen U-100	\$1,090,043,555	\$2,628	Eli Lilly
22	Restasis	\$1,049,441,691	\$1,856	Allergan Inc.
23	Victoza 3-Pak	\$1,031,526,061	\$4,799	Novo Nordisk
24	Tecfidera	\$1,024,106,779	\$60,047	Biogen
25	Latuda	\$991,725,695	\$8,866	Sunovion
26	Epclusa	\$941,351,453	\$66,891	Gilead
27	Invega Sustenna	\$903,805,969	\$15,553	Janssen
28	Namenda XR	\$891,219,894	\$3,143	Forest/Allergan
29	Zytiga	\$877,587,633	\$50,719	Janssen
30	Tradjenta	\$876,129,957	\$2,897	Boehringer Ing.
31	Xtandi	\$854,552,284	\$54,000	Astellas Pharma
32	Levothyroxine Sodium*	\$836,125,143	\$114	Multiple
33	Breo Ellipta	\$812,599,446	\$1,520	Merck
34	Myrbetriq	\$787,303,712	\$1,992	Astellas Pharma
35	Oxycontin	\$779,860,254	\$4,040	Purdue Pharma L
36	Atorvastatin Calcium	\$771,312,400	\$73	Multiple
37	Jakafi	\$724,218,817	\$91,813	Incyte Corporat
38	Invokana	\$717,362,001	\$3,088	Janssen Pharm.
39	Novolog	\$702,066,516	\$2,459	Novo Nordisk

2017 Part D Spending (Top 100 Drugs)

	Drug Name	Total Spending on Drug	Average Spending Per Beneficiary	Manufacturer
40	Trulicity	\$699,368,134	\$4,333	Eli Lilly & Co.
41	Vesicare	\$697,062,486	\$2,178	Astellas Pharma
42	Zetia	\$696,202,115	\$1,712	Merck
43	Genvoya	\$689,941,011	\$24,097	Gilead
44	H.P. Acthar	\$680,958,459	\$239,690	Questcor
45	Metoprolol Succinate	\$656,607,708	\$145	Multiple
46	Triumeq	\$650,941,450	\$23,618	Viiv Healthcare
47	Pradaxa	\$644,994,481	\$2,790	Boehringer Ing.
48	Pomalyst	\$639,636,457	\$83,027	Celgene
49	Letairis	\$627,508,263	\$81,063	Gilead
50	Aripiprazole	\$624,240,108	\$1,436	Otsuka America
51	Janumet	\$611,951,539	\$3,005	Merck
52	Enbrel	\$603,062,311	\$35,729	Amgen
53	Ranexa	\$599,640,879	\$2,818	Gilead
54	Humalog	\$594,947,903	\$2,101	Eli Lilly & Co.
55	Esomeprazole Magnesium	\$589,154,423	\$734	Multiple
56	Dexilant	\$588,647,882	\$1,962	Takeda
57	Forteo	\$576,069,477	\$18,838	Eli Lilly & Co.
58	Imatinib Mesylate	\$570,999,426	\$53,265	Multiple
59	Rosuvastatin Calcium	\$568,449,982	\$271	Multiple
60	Aubagio	\$563,804,643	\$53,619	Sanofi-Aventis
61	Creon	\$554,285,739	\$4,184	Abbvie
62	Linzess	\$553,066,665	\$1,852	Allergan Inc.
63	Humira	\$544,274,924	\$36,365	Abbvie
64	Toujeo Solostar	\$541,954,643	\$2,845	Sanofi-Aventis
65	Xifaxan	\$541,821,245	\$7,335	Salix Pharm
66	Zepatier	\$519,215,815	\$51,119	Merck
67	Tivicay	\$518,431,675	\$14,161	Viiv Healthcare
68	Lumigan	\$517,081,577	\$1,253	Bimatoprost
69	Combivent Respimat	\$508,397,787	\$1,769	Boehringer Ing.
70	Ofev	\$494,127,312	\$57,158	Boehringer Ing.
71	Gleevec	\$490,991,693	\$74,303	Novartis
72	Gabapentin	\$490,953,983	\$85	Multiple
73	Hydrocodone-Acetaminophen	\$489,195,863	\$72	Multiple
74	Potassium Chloride	\$486,997,103	\$152	Multiple
75	Levemir	\$475,007,886	\$2,526	Novo Nordisk
76	Ventolin HFA	\$464,705,201	\$161	Glaxosmithkline
77	Novolog Mix 70-30 Flexpen	\$464,228,185	\$4,807	Novo Nordisk
78	Vimpat	\$461,908,380	\$7,196	UCB Pharma

2017 Part D Spending (Top 100 Drugs)

	Drug Name	Total Spending on Drug	Average Spending Per Beneficiary	Manufacturer
79	Gilenya	\$456,923,954	\$66,636	Novartis
80	Nexium	\$454,044,494	\$1,741	Astrazencea
81	Duloxetine HCl	\$449,270,856	\$280	Multiple
82	Lidocaine	\$433,236,678	\$805	Multiple
83	Spiriva Respimat	\$427,206,274	\$1,662	Boehringer Ing.
84	Truvada	\$416,800,911	\$11,403	Gilead
85	Atripla	\$415,313,759	\$22,885	Bristol-Myers Squibb/Gilead
86	Esbriet	\$414,130,307	\$56,691	Genentech, Inc.
87	Stelara	\$405,794,198	\$46,186	Janssen
88	Descovy	\$404,070,231	\$12,814	Gilead
89	Opsumit	\$400,407,099	\$72,616	Actelion Pharma
90	Travatan Z	\$397,246,809	\$1,145	Alcon/Novartis
91	Proair HFA	\$395,806,830	\$171	Teva Specialty
92	Omeprazole	\$385,211,198	\$57	Multiple
93	Anoro Ellipta	\$384,993,452	\$1,676	Glaxosmithkline
94	Bystolic	\$376,232,955	\$1,111	Multiple
95	Tamsulosin HCl	\$370,155,286	\$107	Multiple
96	Incruse Ellipta	\$368,038,935	\$1,694	Glaxosmithkline
97	Oxycodone-Acetaminophen	\$361,043,658	\$134	Multiple
98	Sprycel	\$353,962,909	\$77,420	Bristol-Myers Squibb
99	Flovent HFA	\$352,658,312	\$1,006	Glaxosmithkline
100	Prezista	\$350,738,609	\$12,890	Janssen
Total of Top 100 Drugs		\$87,451,154,294		
Total 2017 Part D Spending		\$151,648,386,124		
Top 100 Share of Total: 57.6%		0.5767		

2017 Part D Spending (Top 125 Drugs)

	Drug Name	Total Spending on Drug	Average Spending Per Beneficiary	Manufacturer
1	Revlimid	\$3,312,773,264	\$88,437	Celgene
2	Eliquis	\$3,076,266,439	\$2,692	Bristol-Myers Squibb
3	Januvia	\$2,786,062,255	\$3,118	Merck
4	Lantus Solostar	\$2,631,724,728	\$2,366	Sanofi-Aventis
5	Xarelto	\$2,611,721,793	\$2,741	Janssen
6	Harvoni	\$2,555,839,934	\$78,891	Gilead
7	Lyrica	\$2,517,073,735	\$2,872	Pfizer
8	Advair Diskus	\$2,374,829,262	\$2,091	Glaxosmithkline
9	Humira Pen	\$2,015,734,946	\$38,888	Abbvie
10	Spiriva	\$1,662,019,570	\$2,315	Boehringer Ing.
11	Lantus	\$1,553,906,987	\$2,528	Sanofi-Aventis
12	Novolog Flexpen	\$1,533,124,007	\$2,804	Novo Nordisk
13	Symbicort	\$1,510,965,216	\$1,517	Astrazencea
14	Copaxone	\$1,499,493,336	\$57,296	Teva Neuroscien
15	Sensipar	\$1,436,678,980	\$9,302	Amgen
16	Levemir Flextouch	\$1,404,127,510	\$2,757	Novo Nordisk
17	Ibrance	\$1,399,517,851	\$68,466	Pfizer
18	Imbruvica	\$1,368,727,295	\$73,022	Pharmacylics
19	Renvela	\$1,316,266,396	\$7,156	Genzyme
20	Enbrel Sureclick	\$1,157,839,006	\$36,177	Amgen
21	Humalog Kwikpen U-100	\$1,090,043,555	\$2,628	Eli Lilly
22	Restasis	\$1,049,441,691	\$1,856	Allergan Inc.
23	Victoza 3-Pak	\$1,031,526,061	\$4,799	Novo Nordisk
24	Tecfidera	\$1,024,106,779	\$60,047	Biogen
25	Latuda	\$991,725,695	\$8,866	Sunovion
26	Epclusa	\$941,351,453	\$66,891	Gilead
27	Invega Sustenna	\$903,805,969	\$15,553	Janssen
28	Namenda XR	\$891,219,894	\$3,143	Forest/Allergan
29	Zytiga	\$877,587,633	\$50,719	Janssen
30	Tradjenta	\$876,129,957	\$2,897	Boehringer Ing.
31	Xtandi	\$854,552,284	\$54,000	Astellas Pharma
32	Levothyroxine Sodium*	\$836,125,143	\$114	Multiple
33	Breo Ellipta	\$812,599,446	\$1,520	Merck
34	Myrbetriq	\$787,303,712	\$1,992	Astellas Pharma
35	Oxycontin	\$779,860,254	\$4,040	Purdue Pharma L
36	Atorvastatin Calcium	\$771,312,400	\$73	Multiple
37	Jakafi	\$724,218,817	\$91,813	Incyte Corporat
38	Invokana	\$717,362,001	\$3,088	Janssen Pharm.
39	Novolog	\$702,066,516	\$2,459	Novo Nordisk

2017 Part D Spending (Top 125 Drugs)

	Drug Name	Total Spending on Drug	Average Spending Per Beneficiary	Manufacturer
40	Trulicity	\$699,368,134	\$4,333	Eli Lilly & Co.
41	Vesicare	\$697,062,486	\$2,178	Astellas Pharma
42	Zetia	\$696,202,115	\$1,712	Merck
43	Genvoya	\$689,941,011	\$24,097	Gilead
44	H.P. Acthar	\$680,958,459	\$239,690	Questcor
45	Metoprolol Succinate	\$656,607,708	\$145	Multiple
46	Triumeq	\$650,941,450	\$23,618	Viiv Healthcare
47	Pradaxa	\$644,994,481	\$2,790	Boehringer Ing.
48	Pomalyst	\$639,636,457	\$83,027	Celgene
49	Letairis	\$627,508,263	\$81,063	Gilead
50	Aripiprazole	\$624,240,108	\$1,436	Otsuka America
51	Janumet	\$611,951,539	\$3,005	Merck
52	Enbrel	\$603,062,311	\$35,729	Amgen
53	Ranexa	\$599,640,879	\$2,818	Gilead
54	Humalog	\$594,947,903	\$2,101	Eli Lilly & Co.
55	Esomeprazole Magnesium	\$589,154,423	\$734	Multiple
56	Dexilant	\$588,647,882	\$1,962	Takeda
57	Forteo	\$576,069,477	\$18,838	Eli Lilly & Co.
58	Imatinib Mesylate	\$570,999,426	\$53,265	Multiple
59	Rosuvastatin Calcium	\$568,449,982	\$271	Multiple
60	Aubagio	\$563,804,643	\$53,619	Sanofi-Aventis
61	Creon	\$554,285,739	\$4,184	Abbvie
62	Linzess	\$553,066,665	\$1,852	Allergan Inc.
63	Humira	\$544,274,924	\$36,365	Abbvie
64	Toujeo Solostar	\$541,954,643	\$2,845	Sanofi-Aventis
65	Xifaxan	\$541,821,245	\$7,335	Salix Pharm
66	Zepatier	\$519,215,815	\$51,119	Merck
67	Tivicay	\$518,431,675	\$14,161	Viiv Healthcare
68	Lumigan	\$517,081,577	\$1,253	Bimatoprost
69	Combivent Respimat	\$508,397,787	\$1,769	Boehringer Ing.
70	Ofev	\$494,127,312	\$57,158	Boehringer Ing.
71	Gleevec	\$490,991,693	\$74,303	Novartis
72	Gabapentin	\$490,953,983	\$85	Multiple
73	Hydrocodone-Acetaminophen	\$489,195,863	\$72	Multiple
74	Potassium Chloride	\$486,997,103	\$152	Multiple
75	Levemir	\$475,007,886	\$2,526	Novo Nordisk
76	Ventolin HFA	\$464,705,201	\$161	Glaxosmithkline
77	Novolog Mix 70-30 Flexpen	\$464,228,185	\$4,807	Novo Nordisk
78	Vimpat	\$461,908,380	\$7,196	UCB Pharma

2017 Part D Spending (Top 125 Drugs)

	Drug Name	Total Spending on Drug	Average Spending Per Beneficiary	Manufacturer
79	Gilenya	\$456,923,954	\$66,636	Novartis
80	Nexium	\$454,044,494	\$1,741	Astrazeneca
81	Duloxetine HCl	\$449,270,856	\$280	Multiple
82	Lidocaine	\$433,236,678	\$805	Multiple
83	Spiriva Respimat	\$427,206,274	\$1,662	Boehringer Ing.
84	Truvada	\$416,800,911	\$11,403	Gilead
85	Atripla	\$415,313,759	\$22,885	Bristol-Myers Squibb/Gilead
86	Esbriet	\$414,130,307	\$56,691	Genentech, Inc.
87	Stelara	\$405,794,198	\$46,186	Janssen
88	Descovy	\$404,070,231	\$12,814	Gilead
89	Opsumit	\$400,407,099	\$72,616	Actelion Pharma
90	Travatan Z	\$397,246,809	\$1,145	Alcon/Novartis
91	Proair HFA	\$395,806,830	\$171	Teva Specialty
92	Omeprazole	\$385,211,198	\$57	Multiple
93	Anoro Ellipta	\$384,993,452	\$1,676	Glaxosmithkline
94	Bystolic	\$376,232,955	\$1,111	Multiple
95	Tamsulosin HCl	\$370,155,286	\$107	Multiple
96	Incruse Ellipta	\$368,038,935	\$1,694	Glaxosmithkline
97	Oxycodone-Acetaminophen	\$361,043,658	\$134	Multiple
98	Sprycel	\$353,962,909	\$77,420	Bristol-Myers Squibb
99	Flovent HFA	\$352,658,312	\$1,006	Glaxosmithkline
100	Prezista	\$350,738,609	\$12,890	Janssen
101	Tasigna	\$348,087,826	\$86,160	Novartis
102	Gammagard Liquid	\$345,773,401	\$96,182	Baxalta
103	Afinitor	\$344,778,681	\$62,178	Novartis
104	Avonex Pen	\$334,146,926	\$61,368	Biogen
105	Tresiba Flextouch U-200	\$327,219,033	\$3,648	Novo Nordisk
106	Adcirca	\$322,470,822	\$30,989	Eli Lilly
107	Jardiance	\$321,839,321	\$2,415	Borhringer
108	Isentress	\$320,942,016	\$12,504	Merck
109	Metformin HCl ER	\$320,121,157	\$231	Multiple
110	Premarin	\$314,238,266	\$841	Pfizer
111	Tarceva	\$313,571,501	\$48,050	Genentech
112	Humalog Mix 75-25 Kwikpen	\$312,566,413	\$4,633	Eli Lilly
113	Brilinta	\$309,825,131	\$1,960	Astrazeneca
114	Ezetimibe	\$309,420,859	\$843	Multiple
115	Crestor	\$307,990,338	\$1,327	Astrazeneca
116	Hydroxychloroquine Sulfate	\$303,545,452	\$738	Multiple
117	Multaq	\$301,112,485	\$4,188	Sanofi-Aventis

2017 Part D Spending (Top 125 Drugs)

	Drug Name	Total Spending on Drug	Average Spending Per Beneficiary	Manufacturer
118	Pravastatin Sodium	\$300,324,042	\$102	Multiple
119	Amitiza	\$297,806,110	\$1,574	Takeda
120	Avonex	\$293,577,060	\$60,744	Biogen
121	Welchol	\$293,440,203	\$2,807	Daiichi Sankyo
122	Uloric	\$287,701,021	\$2,290	Takeda
123	Doxepin HCl	\$285,633,526	\$1,096	Multiple
124	Celecoxib	\$280,711,545	\$328	Multiple
125	Combigan	\$278,483,394	\$1,035	Allergan
Total of Top 125 Drugs		\$95,226,480,824		
Total 2017 Part D Spending		\$151,648,386,124		
Top 125 Share of Total: 62.7%		0.6279		

2017 Part D Spending (Top 150 Drugs)

	Drug Name	Total Spending on Drug	Average Spending Per Beneficiary	Manufacturer
1	Revlimid	\$3,312,773,264	\$88,437	Celgene
2	Eliquis	\$3,076,266,439	\$2,692	Bristol-Myers Squibb
3	Januvia	\$2,786,062,255	\$3,118	Merck
4	Lantus Solostar	\$2,631,724,728	\$2,366	Sanofi-Aventis
5	Xarelto	\$2,611,721,793	\$2,741	Janssen
6	Harvoni	\$2,555,839,934	\$78,891	Gilead
7	Lyrica	\$2,517,073,735	\$2,872	Pfizer
8	Advair Diskus	\$2,374,829,262	\$2,091	Glaxosmithkline
9	Humira Pen	\$2,015,734,946	\$38,888	Abbvie
10	Spiriva	\$1,662,019,570	\$2,315	Boehringer Ing.
11	Lantus	\$1,553,906,987	\$2,528	Sanofi-Aventis
12	Novolog Flexpen	\$1,533,124,007	\$2,804	Novo Nordisk
13	Symbicort	\$1,510,965,216	\$1,517	Astrazencea
14	Copaxone	\$1,499,493,336	\$57,296	Teva Neuroscien
15	Sensipar	\$1,436,678,980	\$9,302	Amgen
16	Levemir Flextouch	\$1,404,127,510	\$2,757	Novo Nordisk
17	Ibrance	\$1,399,517,851	\$68,466	Pfizer
18	Imbruvica	\$1,368,727,295	\$73,022	Pharmacylics
19	Renvela	\$1,316,266,396	\$7,156	Genzyme
20	Enbrel Sureclick	\$1,157,839,006	\$36,177	Amgen
21	Humalog Kwikpen U-100	\$1,090,043,555	\$2,628	Eli Lilly
22	Restasis	\$1,049,441,691	\$1,856	Allergan Inc.
23	Victoza 3-Pak	\$1,031,526,061	\$4,799	Novo Nordisk
24	Tecfidera	\$1,024,106,779	\$60,047	Biogen
25	Latuda	\$991,725,695	\$8,866	Sunovion
26	Epclusa	\$941,351,453	\$66,891	Gilead
27	Invega Sustenna	\$903,805,969	\$15,553	Janssen
28	Namenda XR	\$891,219,894	\$3,143	Forest/Allergan
29	Zytiga	\$877,587,633	\$50,719	Janssen
30	Tradjenta	\$876,129,957	\$2,897	Boehringer Ing.
31	Xtandi	\$854,552,284	\$54,000	Astellas Pharma
32	Levothyroxine Sodium*	\$836,125,143	\$114	Multiple
33	Breo Ellipta	\$812,599,446	\$1,520	Merck
34	Myrbetriq	\$787,303,712	\$1,992	Astellas Pharma
35	Oxycontin	\$779,860,254	\$4,040	Purdue
36	Atorvastatin Calcium	\$771,312,400	\$73	Multiple
37	Jakafi	\$724,218,817	\$91,813	Incyte Corporat
38	Invokana	\$717,362,001	\$3,088	Janssen
39	Novolog	\$702,066,516	\$2,459	Novo Nordisk

2017 Part D Spending (Top 150 Drugs)

	Drug Name	Total Spending on Drug	Average Spending Per Beneficiary	Manufacturer
40	Trulicity	\$699,368,134	\$4,333	Eli Lilly
41	Vesicare	\$697,062,486	\$2,178	Astellas Pharma
42	Zetia	\$696,202,115	\$1,712	Merck
43	Genvoya	\$689,941,011	\$24,097	Gilead
44	H.P. Acthar	\$680,958,459	\$239,690	Questcor
45	Metoprolol Succinate	\$656,607,708	\$145	Multiple
46	Triumeq	\$650,941,450	\$23,618	Viiv Healthcare
47	Pradaxa	\$644,994,481	\$2,790	Boehringer Ing.
48	Pomalyst	\$639,636,457	\$83,027	Celgene
49	Letairis	\$627,508,263	\$81,063	Gilead
50	Aripiprazole	\$624,240,108	\$1,436	Otsuka America
51	Janumet	\$611,951,539	\$3,005	Merck
52	Enbrel	\$603,062,311	\$35,729	Amgen
53	Ranexa	\$599,640,879	\$2,818	Gilead
54	Humalog	\$594,947,903	\$2,101	Eli Lilly & Co.
55	Esomeprazole Magnesium	\$589,154,423	\$734	Multiple
56	Dexilant	\$588,647,882	\$1,962	Takeda
57	Forteo	\$576,069,477	\$18,838	Eli Lilly & Co.
58	Imatinib Mesylate	\$570,999,426	\$53,265	Multiple
59	Rosuvastatin Calcium	\$568,449,982	\$271	Multiple
60	Aubagio	\$563,804,643	\$53,619	Sanofi-Aventis
61	Creon	\$554,285,739	\$4,184	Abbvie
62	Linzess	\$553,066,665	\$1,852	Allergan Inc.
63	Humira	\$544,274,924	\$36,365	Abbvie
64	Toujeo Solostar	\$541,954,643	\$2,845	Sanofi-Aventis
65	Xifaxan	\$541,821,245	\$7,335	Salix Pharm
66	Zepatier	\$519,215,815	\$51,119	Merck
67	Tivicay	\$518,431,675	\$14,161	Viiv Healthcare
68	Lumigan	\$517,081,577	\$1,253	Bimatoprost
69	Combivent Respimat	\$508,397,787	\$1,769	Boehringer Ing.
70	Ofev	\$494,127,312	\$57,158	Boehringer Ing.
71	Gleevec	\$490,991,693	\$74,303	Novartis
72	Gabapentin	\$490,953,983	\$85	Multiple
73	Hydrocodone-Acetaminophen	\$489,195,863	\$72	Multiple
74	Potassium Chloride	\$486,997,103	\$152	Multiple
75	Levemir	\$475,007,886	\$2,526	Novo Nordisk
76	Ventolin HFA	\$464,705,201	\$161	Glaxosmithkline
77	Novolog Mix 70-30 Flexpen	\$464,228,185	\$4,807	Novo Nordisk
78	Vimpat	\$461,908,380	\$7,196	UCB Pharma

2017 Part D Spending (Top 150 Drugs)

	Drug Name	Total Spending on Drug	Average Spending Per Beneficiary	Manufacturer
79	Gilenya	\$456,923,954	\$66,636	Novartis
80	Nexium	\$454,044,494	\$1,741	Astrazeneca
81	Duloxetine HCl	\$449,270,856	\$280	Multiple
82	Lidocaine	\$433,236,678	\$805	Multiple
83	Spiriva Respimat	\$427,206,274	\$1,662	Boehringer Ing.
84	Truvada	\$416,800,911	\$11,403	Gilead
85	Atripla	\$415,313,759	\$22,885	Bristol-Myers Squibb/Gilead
86	Esbriet	\$414,130,307	\$56,691	Genentech, Inc.
87	Stelara	\$405,794,198	\$46,186	Janssen
88	Descovy	\$404,070,231	\$12,814	Gilead
89	Opsumit	\$400,407,099	\$72,616	Actelion Pharma
90	Travatan Z	\$397,246,809	\$1,145	Alcon/Novartis
91	Proair HFA	\$395,806,830	\$171	Teva Specialty
92	Omeprazole	\$385,211,198	\$57	Multiple
93	Anoro Ellipta	\$384,993,452	\$1,676	Glaxosmithkline
94	Bystolic	\$376,232,955	\$1,111	Multiple
95	Tamsulosin HCl	\$370,155,286	\$107	Multiple
96	Incruse Ellipta	\$368,038,935	\$1,694	Glaxosmithkline
97	Oxycodone-Acetaminophen	\$361,043,658	\$134	Multiple
98	Sprycel	\$353,962,909	\$77,420	Bristol-Myers Squibb
99	Flovent HFA	\$352,658,312	\$1,006	Glaxosmithkline
100	Prezista	\$350,738,609	\$12,890	Janssen
101	Tasigna	\$348,087,826	\$86,160.35	Novartis
102	Gammagard Liquid	\$345,773,401	\$96,181.75	Baxalta
103	Afinitor	\$344,778,681	\$62,178.30	Novartis
104	Avonex Pen	\$334,146,926	\$61,367.66	Biogen
105	Tresiba Flextouch U-200	\$327,219,033	\$3,647.80	Novo Nordisk
106	Adcirca	\$322,470,822	\$30,988.93	Eli Lilly
107	Jardiance	\$321,839,321	\$2,414.51	Borhringer
108	Isentress	\$320,942,016	\$12,504.07	Merck
109	Metformin HCl ER	\$320,121,157	\$230.51	Multiple
110	Premarin*	\$314,238,266	\$840.52	Pzfier
111	Tarceva	\$313,571,501	\$48,049.57	Genentech
112	Humalog Mix 75-25 Kwipen	\$312,566,413	\$4,633.22	Eli Lilly
113	Brilinta	\$309,825,131	\$1,960.10	Astrazeneca
114	Ezetimibe	\$309,420,859	\$843.40	Multiple
115	Crestor	\$307,990,338	\$1,326.78	Astrazeneca
116	Hydroxychloroquine Sulfate	\$303,545,452	\$738.25	Multiple
117	Multaq	\$301,112,485	\$4,187.53	Sanofi-Aventis

2017 Part D Spending (Top 150 Drugs)

	Drug Name	Total Spending on Drug	Average Spending Per Beneficiary	Manufacturer
118	Pravastatin Sodium	\$300,324,042	\$102.38	Multiple
119	Amitiza	\$297,806,110	\$1,574.35	Takeda
120	Avonex	\$293,577,060	\$60,744.27	Biogen
121	Welchol	\$293,440,203	\$2,807.31	Daiichi Sankyo
122	Uloric	\$287,701,021	\$2,289.59	Takeda
123	Doxepin HCl*	\$285,633,526	\$1,096.36	Multiple
124	Celecoxib	\$280,711,545	\$328.22	Multiple
125	Combigan	\$278,483,394	\$1,035.08	Allergan
126	Rebif	\$271,397,740	\$64,328	EMD Serono
127	Synthroid	\$270,865,913	\$259	Abbvie
128	Androgel	\$268,206,866	\$3,624	Abbvie
129	Amlodipine Besylate	\$267,103,575	\$32	Multiple
130	Victoza 2-Pak	\$264,993,360	\$2,405	Novo Nordisk
131	Bydureon Pen	\$263,357,037	\$3,891	Astrazeneca
132	Abilify Maintena	\$262,099,778	\$13,387	Otsuka America
133	Diclofenac Sodium*	\$253,309,340	\$149	Multiple
134	Fentanyl	\$252,974,510	\$736	Multiple
135	Risperdal Consta	\$250,672,978	\$11,761	Janssen
136	Tracleer	\$249,649,610	\$98,017	Actelion Pharma
137	Onglyza	\$244,277,712	\$3,091	Astrazeneca
138	Otezla	\$243,147,172	\$17,594	Celgene
139	Omega-3 Acid Ethyl Esters	\$241,677,230	\$754	Multiple
140	Adempas	\$240,973,071	\$77,409	Bayer
141	Suboxone	\$240,805,285	\$3,458	Indivior
142	Prolia	\$240,022,936	\$1,670	Amgen
143	Ampyra	\$238,880,126	\$18,677	Acorda
144	Memantine HCl	\$234,510,771	\$385	Multiple
145	Clobetasol Propionate	\$233,846,798	\$294	Multiple
146	Betaseron	\$229,542,176	\$61,113	Bayer
147	Odefsey	\$228,725,947	\$21,448	Gilead
148	Advair HFA	\$227,906,083	\$1,892	Glaxosmithkline
149	Entresto	\$227,590,888	\$2,512	Novartis
150	Nuedexta	\$225,295,378	\$4,611	Avanir
	Total of Top 150 Drugs	\$101,398,313,104		
	Total 2017 Part D Spending	\$151,648,386,124		
	Top 150 Share of Total: 66.8%	0.6686		

2017 Part D Spending (Top 250 Drugs)

	Drug Name	Total Spending on Drug	Average Spending Per Beneficiary	Manufacturer
1	Revlimid	\$3,312,773,264	\$88,437	Celgene
2	Eliquis	\$3,076,266,439	\$2,692	Bristol-Myers Squibb
3	Januvia	\$2,786,062,255	\$3,118	Merck
4	Lantus Solostar	\$2,631,724,728	\$2,366	Sanofi-Aventis
5	Xarelto	\$2,611,721,793	\$2,741	Janssen
6	Harvoni	\$2,555,839,934	\$78,891	Gilead
7	Lyrica	\$2,517,073,735	\$2,872	Pfizer
8	Advair Diskus	\$2,374,829,262	\$2,091	Glaxosmithkline
9	Humira Pen	\$2,015,734,946	\$38,888	Abbvie
10	Spiriva	\$1,662,019,570	\$2,315	Boehringer Ing.
11	Lantus	\$1,553,906,987	\$2,528	Sanofi-Aventis
12	Novolog Flexpen	\$1,533,124,007	\$2,804	Novo Nordisk
13	Symbicort	\$1,510,965,216	\$1,517	Astrazencea
14	Copaxone	\$1,499,493,336	\$57,296	Teva Neuroscien
15	Sensipar	\$1,436,678,980	\$9,302	Amgen
16	Levemir Flextouch	\$1,404,127,510	\$2,757	Novo Nordisk
17	Ibrance	\$1,399,517,851	\$68,466	Pfizer
18	Imbruvica	\$1,368,727,295	\$73,022	Pharmacylics
19	Renvela	\$1,316,266,396	\$7,156	Genzyme
20	Enbrel Sureclick	\$1,157,839,006	\$36,177	Amgen
21	Humalog Kwikpen U-100	\$1,090,043,555	\$2,628	Eli Lilly
22	Restasis	\$1,049,441,691	\$1,856	Allergan Inc.
23	Victoza 3-Pak	\$1,031,526,061	\$4,799	Novo Nordisk
24	Tecfidera	\$1,024,106,779	\$60,047	Biogen
25	Latuda	\$991,725,695	\$8,866	Sunovion
26	Epclusa	\$941,351,453	\$66,891	Gilead
27	Invega Sustenna	\$903,805,969	\$15,553	Janssen
28	Namenda XR	\$891,219,894	\$3,143	Forest/Allergan
29	Zytiga	\$877,587,633	\$50,719	Janssen
30	Tradjenta	\$876,129,957	\$2,897	Boehringer Ing.
31	Xtandi	\$854,552,284	\$54,000	Astellas Pharma
32	Levothyroxine Sodium*	\$836,125,143	\$114	Multiple
33	Breo Ellipta	\$812,599,446	\$1,520	Merck
34	Myrbetriq	\$787,303,712	\$1,992	Astellas Pharma
35	Oxycontin	\$779,860,254	\$4,040	Purdue
36	Atorvastatin Calcium	\$771,312,400	\$73	Multiple
37	Jakafi	\$724,218,817	\$91,813	Incyte Corporat
38	Invokana	\$717,362,001	\$3,088	Janssen
39	Novolog	\$702,066,516	\$2,459	Novo Nordisk

2017 Part D Spending (Top 250 Drugs)

	Drug Name	Total Spending on Drug	Average Spending Per Beneficiary	Manufacturer
40	Trulicity	\$699,368,134	\$4,333	Eli Lilly
41	Vesicare	\$697,062,486	\$2,178	Astellas Pharma
42	Zetia	\$696,202,115	\$1,712	Merck
43	Genvoya	\$689,941,011	\$24,097	Gilead
44	H.P. Acthar	\$680,958,459	\$239,690	Questcor
45	Metoprolol Succinate	\$656,607,708	\$145	Multiple
46	Triumeq	\$650,941,450	\$23,618	Viiv Healthcare
47	Pradaxa	\$644,994,481	\$2,790	Boehringer Ing.
48	Pomalyst	\$639,636,457	\$83,027	Celgene
49	Letairis	\$627,508,263	\$81,063	Gilead
50	Aripiprazole	\$624,240,108	\$1,436	Otsuka America
51	Janumet	\$611,951,539	\$3,005	Merck
52	Enbrel	\$603,062,311	\$35,729	Amgen
53	Ranexa	\$599,640,879	\$2,818	Gilead
54	Humalog	\$594,947,903	\$2,101	Eli Lilly & Co.
55	Esomeprazole Magnesium	\$589,154,423	\$734	Multiple
56	Dexilant	\$588,647,882	\$1,962	Takeda
57	Forteo	\$576,069,477	\$18,838	Eli Lilly & Co.
58	Imatinib Mesylate	\$570,999,426	\$53,265	Multiple
59	Rosuvastatin Calcium	\$568,449,982	\$271	Multiple
60	Aubagio	\$563,804,643	\$53,619	Sanofi-Aventis
61	Creon	\$554,285,739	\$4,184	Abbvie
62	Linzess	\$553,066,665	\$1,852	Allergan Inc.
63	Humira	\$544,274,924	\$36,365	Abbvie
64	Toujeo Solostar	\$541,954,643	\$2,845	Sanofi-Aventis
65	Xifaxan	\$541,821,245	\$7,335	Salix Pharm
66	Zepatier	\$519,215,815	\$51,119	Merck
67	Tivicay	\$518,431,675	\$14,161	Viiv Healthcare
68	Lumigan	\$517,081,577	\$1,253	Bimatoprost
69	Combivent Respimat	\$508,397,787	\$1,769	Boehringer Ing.
70	Ofev	\$494,127,312	\$57,158	Boehringer Ing.
71	Gleevec	\$490,991,693	\$74,303	Novartis
72	Gabapentin	\$490,953,983	\$85	Multiple
73	Hydrocodone-Acetaminophen	\$489,195,863	\$72	Multiple
74	Potassium Chloride	\$486,997,103	\$152	Multiple
75	Levemir	\$475,007,886	\$2,526	Novo Nordisk
76	Ventolin HFA	\$464,705,201	\$161	Glaxosmithkline
77	Novolog Mix 70-30 Flexpen	\$464,228,185	\$4,807	Novo Nordisk
78	Vimpat	\$461,908,380	\$7,196	UCB Pharma

2017 Part D Spending (Top 250 Drugs)

	Drug Name	Total Spending on Drug	Average Spending Per Beneficiary	Manufacturer
79	Gilenya	\$456,923,954	\$66,636	Novartis
80	Nexium	\$454,044,494	\$1,741	Astrazeneca
81	Duloxetine HCl	\$449,270,856	\$280	Multiple
82	Lidocaine	\$433,236,678	\$805	Multiple
83	Spiriva Respimat	\$427,206,274	\$1,662	Boehringer Ing.
84	Truvada	\$416,800,911	\$11,403	Gilead
85	Atripla	\$415,313,759	\$22,885	Bristol-Myers Squibb/Gilead
86	Esbriet	\$414,130,307	\$56,691	Genentech, Inc.
87	Stelara	\$405,794,198	\$46,186	Janssen
88	Descovy	\$404,070,231	\$12,814	Gilead
89	Opsumit	\$400,407,099	\$72,616	Actelion Pharma
90	Travatan Z	\$397,246,809	\$1,145	Alcon/Novartis
91	Proair HFA	\$395,806,830	\$171	Teva Specialty
92	Omeprazole	\$385,211,198	\$57	Multiple
93	Anoro Ellipta	\$384,993,452	\$1,676	Glaxosmithkline
94	Bystolic	\$376,232,955	\$1,111	Multiple
95	Tamsulosin HCl	\$370,155,286	\$107	Multiple
96	Incruse Ellipta	\$368,038,935	\$1,694	Glaxosmithkline
97	Oxycodone-Acetaminophen	\$361,043,658	\$134	Multiple
98	Sprycel	\$353,962,909	\$77,420	Bristol-Myers Squibb
99	Flovent HFA	\$352,658,312	\$1,006	Glaxosmithkline
100	Prezista	\$350,738,609	\$12,890	Janssen
101	Tasigna	\$348,087,826	\$86,160.35	Novartis
102	Gammagard Liquid	\$345,773,401	\$96,181.75	Baxalta
103	Afinitor	\$344,778,681	\$62,178.30	Novartis
104	Avonex Pen	\$334,146,926	\$61,367.66	Biogen
105	Tresiba Flextouch U-200	\$327,219,033	\$3,647.80	Novo Nordisk
106	Adcirca	\$322,470,822	\$30,988.93	Eli Lilly
107	Jardiance	\$321,839,321	\$2,414.51	Borhringer
108	Isentress	\$320,942,016	\$12,504.07	Merck
109	Metformin HCl ER	\$320,121,157	\$230.51	Multiple
110	Premarin*	\$314,238,266	\$840.52	Pzfier
111	Tarceva	\$313,571,501	\$48,049.57	Genentech
112	Humalog Mix 75-25 Kwikpen	\$312,566,413	\$4,633.22	Eli Lilly
113	Brilinta	\$309,825,131	\$1,960.10	Astrazeneca
114	Ezetimibe	\$309,420,859	\$843.40	Multiple
115	Crestor	\$307,990,338	\$1,326.78	Astrazeneca
116	Hydroxychloroquine Sulfate	\$303,545,452	\$738.25	Multiple
117	Multaq	\$301,112,485	\$4,187.53	Sanofi-Aventis

2017 Part D Spending (Top 250 Drugs)

	Drug Name	Total Spending on Drug	Average Spending Per Beneficiary	Manufacturer
118	Pravastatin Sodium	\$300,324,042	\$102.38	Multiple
119	Amitiza	\$297,806,110	\$1,574.35	Takeda
120	Avonex	\$293,577,060	\$60,744.27	Biogen
121	Welchol	\$293,440,203	\$2,807.31	Daiichi Sankyo
122	Uloric	\$287,701,021	\$2,289.59	Takeda
123	Doxepin HCl*	\$285,633,526	\$1,096.36	Multiple
124	Celecoxib	\$280,711,545	\$328.22	Multiple
125	Combigan	\$278,483,394	\$1,035.08	Allergan
126	Rebif	\$271,397,740	\$64,328	EMD Serono
127	Synthroid	\$270,865,913	\$259	Abbvie
128	Androgel	\$268,206,866	\$3,624	Abbvie
129	Amlodipine Besylate	\$267,103,575	\$32	Multiple
130	Victoza 2-Pak	\$264,993,360	\$2,405	Novo Nordisk
131	Bydureon Pen	\$263,357,037	\$3,891	Astrazeneca
132	Abilify Maintena	\$262,099,778	\$13,387	Otsuka America
133	Diclofenac Sodium*	\$253,309,340	\$149	Multiple
134	Fentanyl	\$252,974,510	\$736	Multiple
135	Risperdal Consta	\$250,672,978	\$11,761	Janssen
136	Tracleer	\$249,649,610	\$98,017	Actelion Pharma
137	Onglyza	\$244,277,712	\$3,091	Astrazeneca
138	Otezla	\$243,147,172	\$17,594	Celgene
139	Omega-3 Acid Ethyl Esters	\$241,677,230	\$754	Multiple
140	Adempas	\$240,973,071	\$77,409	Bayer
141	Suboxone	\$240,805,285	\$3,458	Indivior
142	Prolia	\$240,022,936	\$1,670	Amgen
143	Ampyra	\$238,880,126	\$18,677	Acorda
144	Memantine HCl	\$234,510,771	\$385	Multiple
145	Clobetasol Propionate	\$233,846,798	\$294	Multiple
146	Betaseron	\$229,542,176	\$61,113	Bayer
147	Odefsey	\$228,725,947	\$21,448	Gilead
148	Advair HFA	\$227,906,083	\$1,892	Glaxosmithkline
149	Entresto	\$227,590,888	\$2,512	Novartis
150	Nuedexta	\$225,295,378	\$4,611	Avanir
151	Divalproex Sodium ER	\$224,371,309	\$848	Multiple
152	Prezcobix	\$223,824,223	\$13,857	Janssen
153	Janumet XR	\$223,159,256	\$2,655	Merck
154	Invega Trinza	\$222,946,133	\$17,982	Janssen
155	Oxycodone HCl	\$221,093,540	\$143	Multiple
156	Uptravi	\$216,625,694	\$122,665	Actelion Pharma

2017 Part D Spending (Top 250 Drugs)

	Drug Name	Total Spending on Drug	Average Spending Per Beneficiary	Manufacturer
157	Enoxaparin Sodium	\$214,481,286	\$574	Multiple
158	Xeljanz	\$214,423,737	\$25,667	Pfizer
159	Gamunex-C	\$214,237,301	\$78,793	Grifols Therape
160	Chantix	\$213,521,987	\$883	Pfizer
161	Ninlaro	\$212,313,327	\$50,275	Millennium
162	Simvastatin	\$212,203,045	\$36	Multiple
163	Sovaldi	\$211,121,755	\$84,449	Gilead
164	Nexavar	\$206,439,776	\$43,098	Bayer
165	Effient	\$204,693,501	\$2,652	Eli Lilly
166	Losartan Potassium	\$201,369,123	\$42	Multiple
167	Rivastigmine	\$200,753,096	\$1,975	Multiple
168	Votrient	\$196,029,578	\$40,933	Multiple
169	Alphagan P	\$195,752,266	\$1,039	Allergan
170	Lisinopril	\$194,847,519	\$25	Multiple
171	Namzaric	\$194,285,981	\$2,430	Allergan
172	Farxiga	\$193,250,737	\$2,616	Astrazeneca
173	Pantoprazole Sodium*	\$192,517,664	\$53	Multiple
174	Morphine Sulfate ER	\$192,165,470	\$447	Multiple
175	Promacta	\$191,741,062	\$48,493	Multiple
176	Tagrisso	\$189,639,073	\$81,706	Astrazeneca
177	Lialda	\$188,317,111	\$4,105	Shire US
178	Seroquel XR	\$188,164,332	\$4,451	Astrazeneca
179	Clopidogrel	\$184,304,707	\$63	Astrazeneca
180	Orencia	\$183,063,017	\$29,737	BMS Primarycare
181	Procrit	\$182,444,619	\$6,160	Janssen
182	Valsartan	\$179,671,180	\$171	Multiple
183	Estrace*	\$177,671,632	\$555	Actavis/Allerga
184	Novolin 70-30	\$175,789,055	\$1,549	Novo Nordisk
185	Sutent	\$174,929,778	\$51,030	Pfizer
186	Bupropion XL	\$172,554,075	\$222	Multiple
187	Humulin 70-30	\$172,007,071	\$1,930	Eli Lilly
188	Stribild	\$171,008,928	\$23,075	Gilead
189	Fluticasone Propionate*	\$170,902,706	\$38	Multiple
190	Northera	\$169,715,303	\$53,286	Lundbeck
191	Xeljanz XR	\$168,993,533	\$21,964	Pfizer
192	Novolog Mix 70-30	\$167,279,020	\$3,951	Novo Nordisk
193	Praluent Pen	\$167,068,111	\$8,408	Sanofi-Aventis
194	Metformin HCl	\$166,871,652	\$33	Multiple
195	Viread	\$166,748,055	\$8,170	Gilead

2017 Part D Spending (Top 250 Drugs)

	Drug Name	Total Spending on Drug	Average Spending Per Beneficiary	Manufacturer
196	Dulera	\$166,436,082	\$1,104	Merck
197	Gattex	\$164,787,435	\$228,871	Nps Pharma
198	Vascepa	\$164,731,590	\$1,502	Amarin
199	Cimzia	\$164,587,669	\$30,787	UCB Pharma
200	Paliperidone ER	\$162,075,631	\$4,908	Multiple
201	Raloxifene HCl	\$161,074,674	\$667	Multiple
202	Colchicine	\$160,869,540	\$521	Multiple
203	Warfarin Sodium	\$160,678,457	\$83	Multiple
204	Firazyr	\$159,271,268	\$277,476	Shire US
205	Prolastin C	\$157,876,802	\$104,693	Grifols Therape
206	Xyrem	\$157,562,438	\$95,783	Jazz Pharma
207	Tolterodine Tartrate ER	\$154,929,683	\$821	Pfizer
208	Rexulti	\$154,854,512	\$5,417	Ostuka
209	Oxybutynin Chloride ER	\$152,788,459	\$231	Multiple
210	Jadenu	\$152,256,270	\$56,225	Norvartis
211	Allopurinol	\$151,624,825	\$81	Multiple
212	Rebif Rebidose	\$151,544,523	\$57,753	EMD Serono
213	Trintellix	\$151,139,581	\$2,142	Takeda
214	Exelon	\$151,018,180	\$3,687	Norvartis
215	Zostavax	\$151,001,336	\$234	Merck
216	Methotrexate*	\$150,394,758	\$324	Multiple
217	Prednisolone Acetate	\$147,767,870	\$93	Multiple
218	Humulin R U-500	\$145,674,616	\$10,014	Eli Lilly
219	Cosentyx Pen (2 Pens)	\$145,528,979	\$33,271	Norvartis
220	Reyataz	\$145,194,479	\$12,429	BMS Primarycare
221	Voltaren	\$144,886,675	\$240	Endo Pharm
222	Latanoprost	\$144,726,700	\$85	Multiple
223	Santyl	\$144,497,302	\$789	Multiple
224	Cabometyx	\$144,432,891	\$72,072	Exelixis
225	Metoprolol Tartrate	\$144,033,170	\$33	Multiple
226	Daliresp	\$142,656,844	\$2,252	Multiple
227	Colcrys	\$141,199,946	\$760	Takeda
228	Humulin N	\$140,470,520	\$1,070	Eli Lilly
229	Furosemide*	\$139,668,857	\$25	Multiple
230	Venlafaxine HCl ER	\$139,566,337	\$170	Multiple
231	Quetiapine Fumarate	\$138,908,961	\$129	Multiple
232	Montelukast Sodium	\$137,208,576	\$64	Multiple
233	Privigen	\$136,989,280	\$77,835	CSL Behring
234	Cinryze	\$136,649,102	\$529,648	Viropharma

2017 Part D Spending (Top 250 Drugs)

	Drug Name	Total Spending on Drug	Average Spending Per Beneficiary	Manufacturer
235	Daklinza	\$135,929,425	\$64,513	BMS Primarycare
236	Azopt	\$135,415,173	\$1,247	Alcon/Novartis
237	Chlorpromazine HCl*	\$134,778,709	\$2,912	Multiple
238	Budesonide EC	\$133,744,168	\$2,599	Multiple
239	Humalog Mix 75-25	\$132,848,838	\$4,021	Eli Lilly
240	Divalproex Sodium	\$132,637,583	\$303	Abbvie
241	Donepezil HCl	\$132,096,828	\$93	Multiple
242	Olmесartan Medoxomil	\$131,714,182	\$661	Multiple
243	Valganciclovir HCl	\$130,783,335	\$6,113	Multiple
244	Cialis	\$130,626,378	\$2,078	Eli Lilly
245	Ursodiol	\$129,241,170	\$1,679	Multiple
246	Trazodone HCl	\$128,158,470	\$50	Multiple
247	Omeprazole-Sodium Bicarbonate	\$128,045,315	\$8,412	Multiple
248	Quetiapine Fumarate ER	\$127,334,423	\$2,130	Multiple
249	Atrovent HFA	\$127,205,332	\$1,430	Boehringer Ing.
250	Repatha Sureclick	\$126,180,445	\$7,128	Amgen
Total of Top 250 Drugs		\$118,061,929,019		
Total 2017 Part D Spending		\$151,648,386,124		
Top 250 Share of Total: 77.8%		0.7785		

Methodology

P4AD analyzed the 2017 data from the CMS Medicare Part D Drug Spending Dashboard & Data. The data are based on aggregate spending for the 2017 benefit year. Aggregate spending includes beneficiary payments and excludes rebates. Spending was sorted by drug and compiled into lists of the top 10, 25, 50, 100, 125, 150, and 250 drugs based on total spending. After totaling spending for each group of drugs, we divided the total by the total Part D Spending for 2017 (\$151 billion) to obtain the percentage of total spending.

Sources

1. CMS Part D Drug Spending Dashboard Methodology. https://www.cms.gov/Research-Statistics-Data-and-Systems/Statistics-Trends-and-Reports/Information-on-Prescription-Drugs/Downloads/Medicare_PartD_Methods.pdf
2. Medicare Part D Drug Spending and Utilization Data, Calendar Years 2013 - 2017. https://www.cms.gov/Research-Statistics-Data-and-Systems/Statistics-Trends-and-Reports/Information-on-Prescription-Drugs/Downloads/Medicare_PartD_Drug_Spending_Data.zip