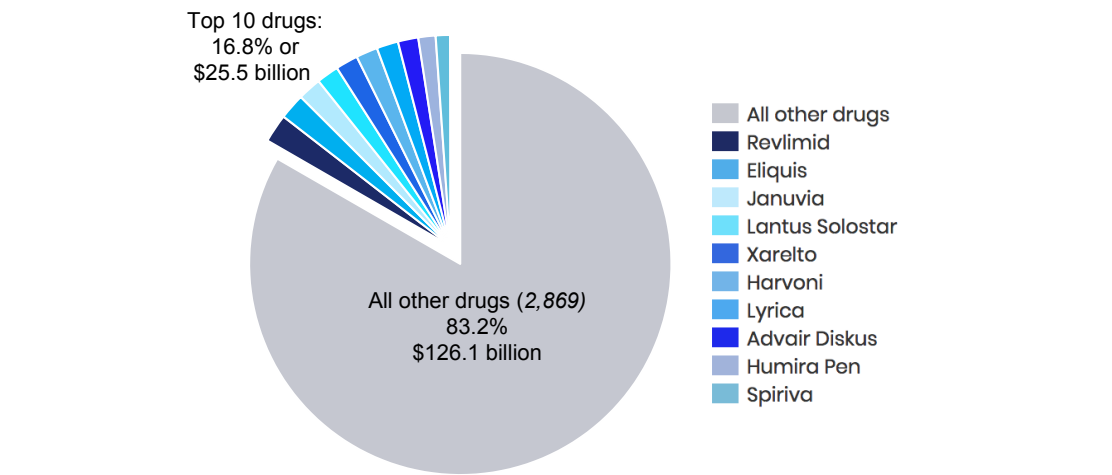


# PATIENTS FOR AFFORDABLE DRUGS

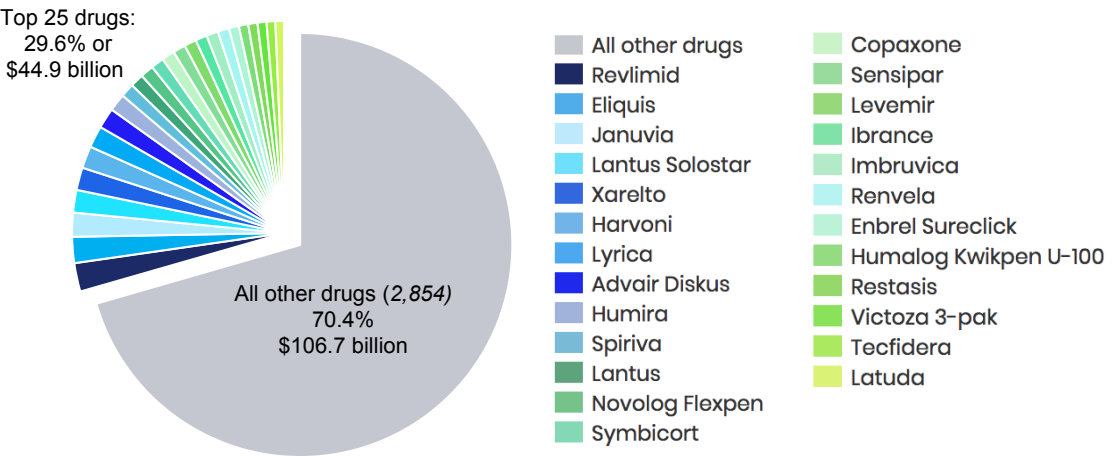
## 2,879 Medicare Part D Drugs Total \$151 Billion in Spending

*P4AD Analysis of 2017 Medicare Part D Spending*

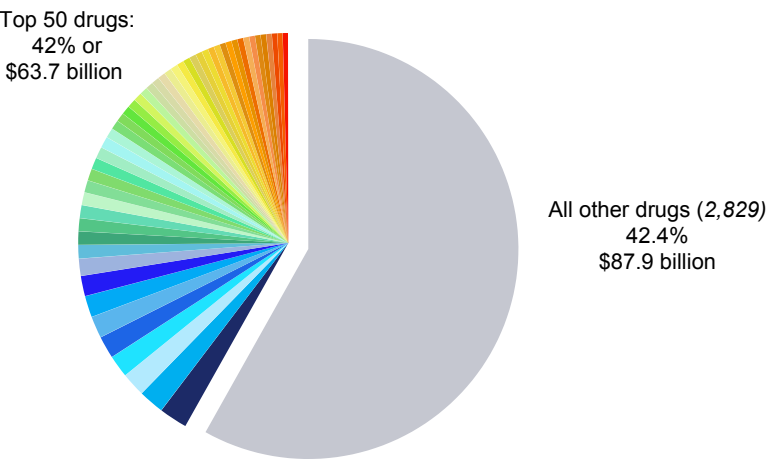
### Top 10 Drugs out of 2,879 0.3% of drugs account for 16.8% of spending



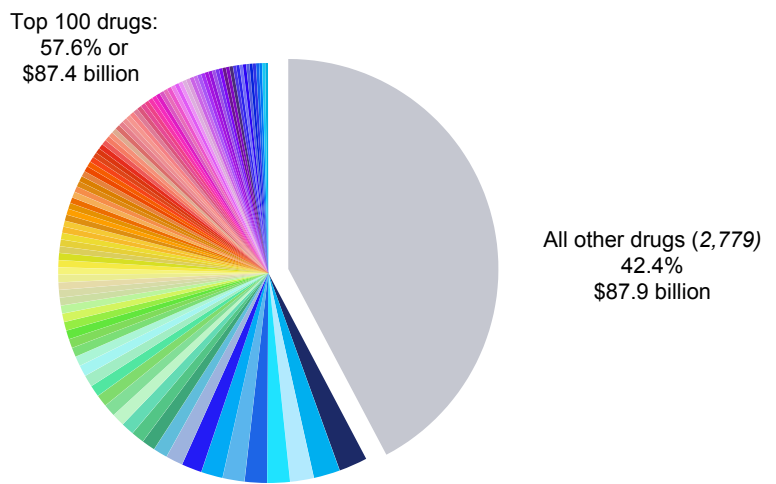
### Top 25 Drugs out of 2,879 0.8% of drugs account for 29.6% of spending



### Top 50 Drugs out of 2,879 1.7% of drugs account for 42% of spending



### Top 100 Drugs out of 2,879 3.4% of drugs account for 57.6% of spending



2017 Part D Spending (Top 10 Drugs)				
	Brand Name	Total Spending on Drug	Average Spending Per Beneficiary	Manufacturer
1	Revlimid	\$3,312,773,264	\$88,437	Celgene
2	Eliquis	\$3,076,266,439	\$2,692	Bristol-Myers Squibb
3	Januvia	\$2,786,062,255	\$3,118	Merck
4	Lantus Solostar	\$2,631,724,728	\$2,366	Sanofi-Aventis
5	Xarelto	\$2,611,721,793	\$2,741	Janssen
6	Harvoni	\$2,555,839,934	\$78,891	Gilead
7	Lyrica	\$2,517,073,735	\$2,872	Pfizer
8	Advair Diskus	\$2,374,829,262	\$2,091	Glaxosmithkline
9	Humira Pen	\$2,015,734,946	\$38,888	Abbvie
10	Spiriva	\$1,662,019,570	\$2,315	Boehringer
Total of Top 10 Drugs		\$25,544,045,926		
Total 2017 Part D Spending		\$151,648,386,124		
Top 10 Share of Total: 16.8%		0.1684		

## 2017 Part D Spending (Top 25 Drugs)

	Brand Name	Total Spending on Drug	Average Spending Per Beneficiary	Manufacturer
1	Revlimid	\$3,312,773,264	\$88,437	Celgene
2	Eliquis	\$3,076,266,439	\$2,692	Bristol-Myers Squibb
3	Januvia	\$2,786,062,255	\$3,118	Merck
4	Lantus Solostar	\$2,631,724,728	\$2,366	Sanofi-Aventis
5	Xarelto	\$2,611,721,793	\$2,741	Janssen
6	Harvoni	\$2,555,839,934	\$78,891	Gilead
7	Lyrica	\$2,517,073,735	\$2,872	Pfizer
8	Advair Diskus	\$2,374,829,262	\$2,091	Glaxosmithkline
9	Humira Pen	\$2,015,734,946	\$38,888	Abbvie
10	Spiriva	\$1,662,019,570	\$2,315	Boehringer Ing.
11	Lantus	\$1,553,906,987	\$2,528	Sanofi-Aventis
12	Novolog Flexpen	\$1,533,124,007	\$2,804	Novo Nordisk
13	Symbicort	\$1,510,965,216	\$1,517	Astrazencea
14	Copaxone	\$1,499,493,336	\$57,296	Teva
15	Sensipar	\$1,436,678,980	\$9,302	Amgen
16	Levemir Flextouch	\$1,404,127,510	\$2,757	Novo Nordisk
17	Ibrance	\$1,399,517,851	\$68,466	Pfizer
18	Imbruvica	\$1,368,727,295	\$73,022	Pharmacylics
19	Renvela	\$1,316,266,396	\$7,156	Genzyme
20	Enbrel Sureclick	\$1,157,839,006	\$36,177	Amgen
21	Humalog Kwikpen U-100	\$1,090,043,555	\$2,628	Eli Lilly & Co.

	2017 Part D Spending (Top 25 Drugs)			
	Brand Name	Total Spending on Drug	Average Spending Per Beneficiary	Manufacturer
22	Restasis	\$1,049,441,691	\$1,856	Allergan Inc.
23	Victoza 3-Pak	\$1,031,526,061	\$4,799	Novo Nordisk
24	Tecfidera	\$1,024,106,779	\$60,047	Biogen
25	Latuda	\$991,725,695	\$8,866	Sunovion Pharma
	Total of Top 25 Drugs	\$44,911,536,290		
	Total 2017 Part D Spending	\$151,648,386,124		
	Top 25 Share of Total: 29.6%	0.2962		

## 2017 Part D Spending (Top 50 Drugs)

	Brand Name	Total Spending on Drug	Average Spending Per Beneficiary	Manufacturer
1	Revlimid	\$3,312,773,264	\$88,437	Celgene
2	Eliquis	\$3,076,266,439	\$2,692	Bristol-Myers Squibb
3	Januvia	\$2,786,062,255	\$3,118	Merck
4	Lantus Solostar	\$2,631,724,728	\$2,366	Sanofi-Aventis
5	Xarelto	\$2,611,721,793	\$2,741	Janssen
6	Harvoni	\$2,555,839,934	\$78,891	Gilead
7	Lyrica	\$2,517,073,735	\$2,872	Pfizer
8	Advair Diskus	\$2,374,829,262	\$2,091	Glaxosmithkline
9	Humira Pen	\$2,015,734,946	\$38,888	Abbvie
10	Spiriva	\$1,662,019,570	\$2,315	Boehringer Ing.
11	Lantus	\$1,553,906,987	\$2,528	Sanofi-Aventis
12	Novolog Flexpen	\$1,533,124,007	\$2,804	Novo Nordisk
13	Symbicort	\$1,510,965,216	\$1,517	Astrazencea
14	Copaxone	\$1,499,493,336	\$57,296	Teva Neuroscien
15	Sensipar	\$1,436,678,980	\$9,302	Amgen
16	Levemir Flextouch	\$1,404,127,510	\$2,757	Novo Nordisk
17	Ibrance	\$1,399,517,851	\$68,466	Pfizer
18	Imbruvica	\$1,368,727,295	\$73,022	Pharmacylics
19	Renvela	\$1,316,266,396	\$7,156	Genzyme
20	Enbrel Sureclick	\$1,157,839,006	\$36,177	Amgen
21	Humalog Kwikpen U-100	\$1,090,043,555	\$2,628	Eli Lilly & Co.

2017 Part D Spending (Top 50 Drugs)				
	Brand Name	Total Spending on Drug	Average Spending Per Beneficiary	Manufacturer
22	Restasis	\$1,049,441,691	\$1,856	Allergan
23	Victoza 3-Pak	\$1,031,526,061	\$4,799	Novo Nordisk
24	Tecfidera	\$1,024,106,779	\$60,047	Biogen
25	Latuda	\$991,725,695	\$8,866	Sunovion Pharma
26	Epclusa	\$941,351,453	\$66,891	Gilead
27	Invega Sustenna	\$903,805,969	\$15,553	Janssen
28	Namenda XR	\$891,219,894	\$3,143	Forest/Allergan
29	Zytiga	\$877,587,633	\$50,719	Janssen
30	Tradjenta	\$876,129,957	\$2,897	Boehringer Ing.
31	Xtandi	\$854,552,284	\$54,000	Astellas Pharma
32	Levothyroxine Sodium	\$836,125,143	\$114	Multiple
33	Breo Ellipta	\$812,599,446	\$1,520	Glaxosmithkline
34	Myrbetriq	\$787,303,712	\$1,992	Astellas Pharma
35	Oxycontin	\$779,860,254	\$4,040	Purdue Pharma L
36	Atorvastatin Calcium	\$771,312,400	\$73	Multiple
37	Jakafi	\$724,218,817	\$91,813	Incyte Corporat
38	Invokana	\$717,362,001	\$3,088	Janssen
39	Novolog	\$702,066,516	\$2,459	Novo Nordisk
40	Trulicity	\$699,368,134	\$4,333	Eli Lilly & Co.
41	Vesicare	\$697,062,486	\$2,178	Astellas Pharma
42	Zetia	\$696,202,115	\$1,712	Merck

	2017 Part D Spending (Top 50 Drugs)			
	Brand Name	Total Spending on Drug	Average Spending Per Beneficiary	Manufacturer
43	Genvoya	\$689,941,011	\$24,097	Gilead
44	H.P. Acthar	\$680,958,459	\$239,690	Questcor
45	Metoprolol Succinate	\$656,607,708	\$145	Multiple
46	Triumeq	\$650,941,450	\$23,618	Viiv Healthcare
47	Pradaxa	\$644,994,481	\$2,790	Boehringer Ing.
48	Pomalyst	\$639,636,457	\$83,027	Celgene
49	Letairis	\$627,508,263	\$81,063	Gilead
50	Aripiprazole	\$624,240,108	\$1,436	Otsuka America
	Total of Top 50 Drugs	\$63,694,492,442		
	Total 2017 Part D Spending	\$151,648,386,124		
	Top 50 Share of Total: 42%	0.4200		

## 2017 Part D Spending (Top 100 Drugs)

	Brand Name	Total Spending on Drug	Average Spending Per Beneficiary	Manufacturer
1	Revlimid	\$3,312,773,264	\$88,437	Celgene
2	Eliquis	\$3,076,266,439	\$2,692	Bristol-Myers Squibb
3	Januvia	\$2,786,062,255	\$3,118	Merck
4	Lantus Solostar	\$2,631,724,728	\$2,366	Sanofi-Aventis
5	Xarelto	\$2,611,721,793	\$2,741	Janssen
6	Harvoni	\$2,555,839,934	\$78,891	Gilead
7	Lyrica	\$2,517,073,735	\$2,872	Pfizer
8	Advair Diskus	\$2,374,829,262	\$2,091	Glaxosmithkline
9	Humira Pen	\$2,015,734,946	\$38,888	Abbvie
10	Spiriva	\$1,662,019,570	\$2,315	Boehringer Ing.
11	Lantus	\$1,553,906,987	\$2,528	Sanofi-Aventis
12	Novolog Flexpen	\$1,533,124,007	\$2,804	Novo Nordisk
13	Symbicort	\$1,510,965,216	\$1,517	Astrazencea
14	Copaxone	\$1,499,493,336	\$57,296	Teva Neuroscien
15	Sensipar	\$1,436,678,980	\$9,302	Amgen
16	Levemir Flextouch	\$1,404,127,510	\$2,757	Novo Nordisk
17	Ibrance	\$1,399,517,851	\$68,466	Pfizer
18	Imbruvica	\$1,368,727,295	\$73,022	Pharmacylics
19	Renvela	\$1,316,266,396	\$7,156	Genzyme
20	Enbrel Sureclick	\$1,157,839,006	\$36,177	Amgen
21	Humalog Kwikpen U-100	\$1,090,043,555	\$2,628	Eli Lilly



## 2017 Part D Spending (Top 100 Drugs)

	Brand Name	Total Spending on Drug	Average Spending Per Beneficiary	Manufacturer
22	Restasis	\$1,049,441,691	\$1,856	Allergan Inc.
23	Victoza 3-Pak	\$1,031,526,061	\$4,799	Novo Nordisk
24	Tecfidera	\$1,024,106,779	\$60,047	Biogen
25	Latuda	\$991,725,695	\$8,866	Sunovion
26	Epclusa	\$941,351,453	\$66,891	Gilead
27	Invega Sustenna	\$903,805,969	\$15,553	Janssen
28	Namenda XR	\$891,219,894	\$3,143	Forest/Allergan
29	Zytiga	\$877,587,633	\$50,719	Janssen
30	Tradjenta	\$876,129,957	\$2,897	Boehringer Ing.
31	Xtandi	\$854,552,284	\$54,000	Astellas Pharma
32	Levothyroxine Sodium*	\$836,125,143	\$114	Multiple
33	Breo Ellipta	\$812,599,446	\$1,520	Merck
34	Myrbetriq	\$787,303,712	\$1,992	Astellas Pharma
35	Oxycontin	\$779,860,254	\$4,040	Purdue Pharma L
36	Atorvastatin Calcium	\$771,312,400	\$73	Multiple
37	Jakafi	\$724,218,817	\$91,813	Incyte Corporat
38	Invokana	\$717,362,001	\$3,088	Janssen Pharm.
39	Novolog	\$702,066,516	\$2,459	Novo Nordisk
40	Trulicity	\$699,368,134	\$4,333	Eli Lilly & Co.
41	Vesicare	\$697,062,486	\$2,178	Astellas Pharma
42	Zetia	\$696,202,115	\$1,712	Merck

## 2017 Part D Spending (Top 100 Drugs)

	Brand Name	Total Spending on Drug	Average Spending Per Beneficiary	Manufacturer
43	Genvoya	\$689,941,011	\$24,097	Gilead
44	H.P. Acthar	\$680,958,459	\$239,690	Questcor
45	Metoprolol Succinate	\$656,607,708	\$145	Multiple
46	Triumeq	\$650,941,450	\$23,618	Viiv Healthcare
47	Pradaxa	\$644,994,481	\$2,790	Boehringer Ing.
48	Pomalyst	\$639,636,457	\$83,027	Celgene
49	Letairis	\$627,508,263	\$81,063	Gilead
50	Aripiprazole	\$624,240,108	\$1,436	Otsuka America
51	Janumet	\$611,951,539	\$3,005	Merck
52	Enbrel	\$603,062,311	\$35,729	Amgen
53	Ranexa	\$599,640,879	\$2,818	Gilead
54	Humalog	\$594,947,903	\$2,101	Eli Lilly & Co.
55	Esomeprazole Magnesium	\$589,154,423	\$734	Multiple
56	Dexilant	\$588,647,882	\$1,962	Takeda
57	Forteo	\$576,069,477	\$18,838	Eli Lilly & Co.
58	Imatinib Mesylate	\$570,999,426	\$53,265	Multiple
59	Rosuvastatin Calcium	\$568,449,982	\$271	Multiple
60	Aubagio	\$563,804,643	\$53,619	Sanofi-Aventis
61	Creon	\$554,285,739	\$4,184	Abbvie
62	Linzees	\$553,066,665	\$1,852	Allergan Inc.
63	Humira	\$544,274,924	\$36,365	Abbvie

## 2017 Part D Spending (Top 100 Drugs)

	Brand Name	Total Spending on Drug	Average Spending Per Beneficiary	Manufacturer
64	Toujeo Solostar	\$541,954,643	\$2,845	Sanofi-Aventis
65	Xifaxan	\$541,821,245	\$7,335	Salix Pharm
66	Zepatier	\$519,215,815	\$51,119	Merck
67	Tivicay	\$518,431,675	\$14,161	Viiv Healthcare
68	Lumigan	\$517,081,577	\$1,253	Bimatoprost
69	Combivent Respimat	\$508,397,787	\$1,769	Boehringer Ing.
70	Ofev	\$494,127,312	\$57,158	Boehringer Ing.
71	Gleevec	\$490,991,693	\$74,303	Novartis
72	Gabapentin	\$490,953,983	\$85	Multiple
73	Hydrocodone-Acetaminophen	\$489,195,863	\$72	Multiple
74	Potassium Chloride	\$486,997,103	\$152	Multiple
75	Levemir	\$475,007,886	\$2,526	Novo Nordisk
76	Ventolin HFA	\$464,705,201	\$161	Glaxosmithkline
77	Novolog Mix 70-30 Flexpen	\$464,228,185	\$4,807	Novo Nordisk
78	Vimpat	\$461,908,380	\$7,196	UCB Pharma
79	Gilenya	\$456,923,954	\$66,636	Novartis
80	Nexium	\$454,044,494	\$1,741	Astrazencea
81	Duloxetine HCl	\$449,270,856	\$280	Multiple
82	Lidocaine	\$433,236,678	\$805	Multiple
83	Spiriva Respimat	\$427,206,274	\$1,662	Boehringer Ing.
84	Truvada	\$416,800,911	\$11,403	Gilead

2017 Part D Spending (Top 100 Drugs)				
	Brand Name	Total Spending on Drug	Average Spending Per Beneficiary	Manufacturer
85	Atripla	\$415,313,759	\$22,885	Bristol-Myers Squibb/Gilead
86	Esbriet	\$414,130,307	\$56,691	Genentech, Inc.
87	Stelara	\$405,794,198	\$46,186	Janssen
88	Descovy	\$404,070,231	\$12,814	Gilead
89	Opsumit	\$400,407,099	\$72,616	Actelion Pharma
90	Travatan Z	\$397,246,809	\$1,145	Alcon/Novartis
91	Proair HFA	\$395,806,830	\$171	Teva Specialty
92	Omeprazole	\$385,211,198	\$57	Multiple
93	Anoro Ellipta	\$384,993,452	\$1,676	Glaxosmithkline
94	Bystolic	\$376,232,955	\$1,111	Multiple
95	Tamsulosin HCl	\$370,155,286	\$107	Multiple
96	Incruse Ellipta	\$368,038,935	\$1,694	Glaxosmithkline
97	Oxycodone-Acetaminophen	\$361,043,658	\$134	Multiple
98	Sprycel	\$353,962,909	\$77,420	Bristol-Myers Squibb
99	Flovent HFA	\$352,658,312	\$1,006	Glaxosmithkline
100	Prezista	\$350,738,609	\$12,890	Janssen
Total of Top 100 Drugs		\$87,451,154,294		
Total 2017 Part D Spending		\$151,648,386,124		
Top 100 Share of Total: 57.6%		0.5767		

## Methodology

P4AD analyzed the 2017 data from the CMS Medicare Part D Drug Spending Dashboard & Data. The data are based on aggregate spending for the 2017 benefit year. Aggregate spending includes beneficiary payments and excludes rebates. Spending was sorted by drug and compiled into lists of the top 10, 25, 50, and 100 drugs based on total spending. After totaling spending for each group of drugs, we divided the total by the total Part D Spending for 2017 (\$151 billion) to obtain the percentage of total spending.

### Sources

1. CMS Part D Drug Spending Dashboard Methodology. [https://www.cms.gov/Research-Statistics-Data-and-Systems/Statistics-Trends-and-Reports/Information-on-Prescription-Drugs/Downloads/Medicare\\_PartD\\_Methods.pdf](https://www.cms.gov/Research-Statistics-Data-and-Systems/Statistics-Trends-and-Reports/Information-on-Prescription-Drugs/Downloads/Medicare_PartD_Methods.pdf)
2. Medicare Part D Drug Spending and Utilization Data, Calendar Years 2013 - 2017. [https://www.cms.gov/Research-Statistics-Data-and-Systems/Statistics-Trends-and-Reports/Information-on-Prescription-Drugs/Downloads/Medicare\\_PartD\\_Drug\\_Spending\\_Data.zip](https://www.cms.gov/Research-Statistics-Data-and-Systems/Statistics-Trends-and-Reports/Information-on-Prescription-Drugs/Downloads/Medicare_PartD_Drug_Spending_Data.zip)